



sericc

Rape and Sexual Abuse
Specialist Service

SERICC DATA – A COMPARISON

1ST APRIL 2020 TO 31ST MARCH 2021

1ST APRIL 2021 TO 31ST MARCH 2022

PRESENTED BY REBEKAH BRANT



BACK GROUND READING

July 2021 – Government – [Tackling Violence Against Women & Girls Strategy](#)

Office of National Statistics - [Women were more likely than men to experience rape or assault by penetration](#) (including attempts)

Definition of Rape: [Section 1 – Sexual Offences Act 2003](#)

(1) A person (A) commits an offence if

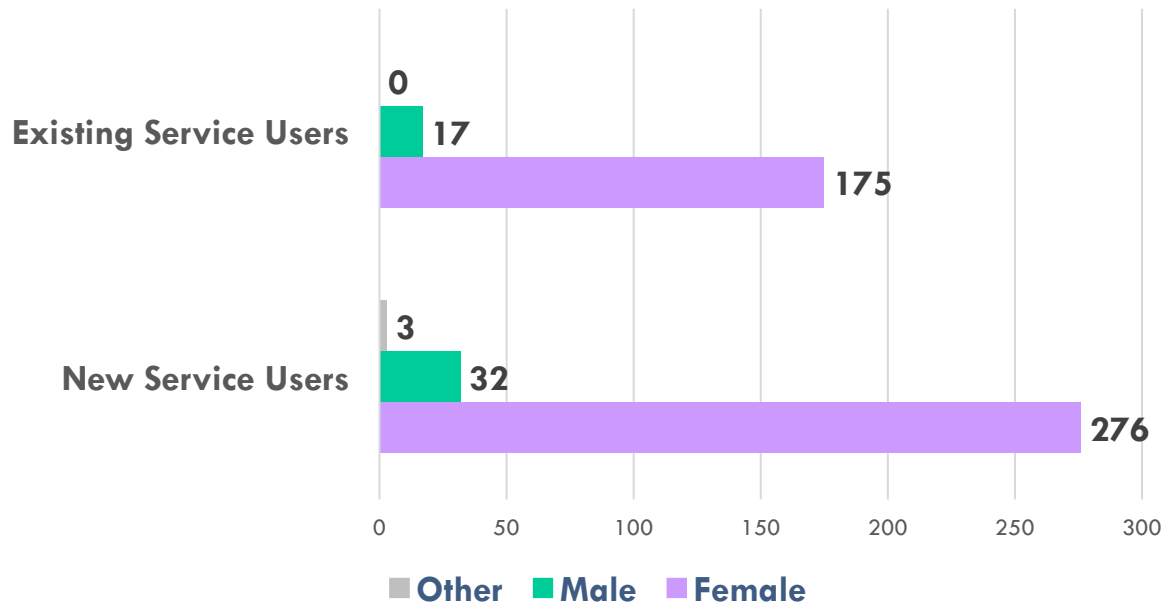
(a) he intentionally penetrates the vagina, anus or mouth of another person (B) with his penis,

(b) B does not consent to the penetration, and

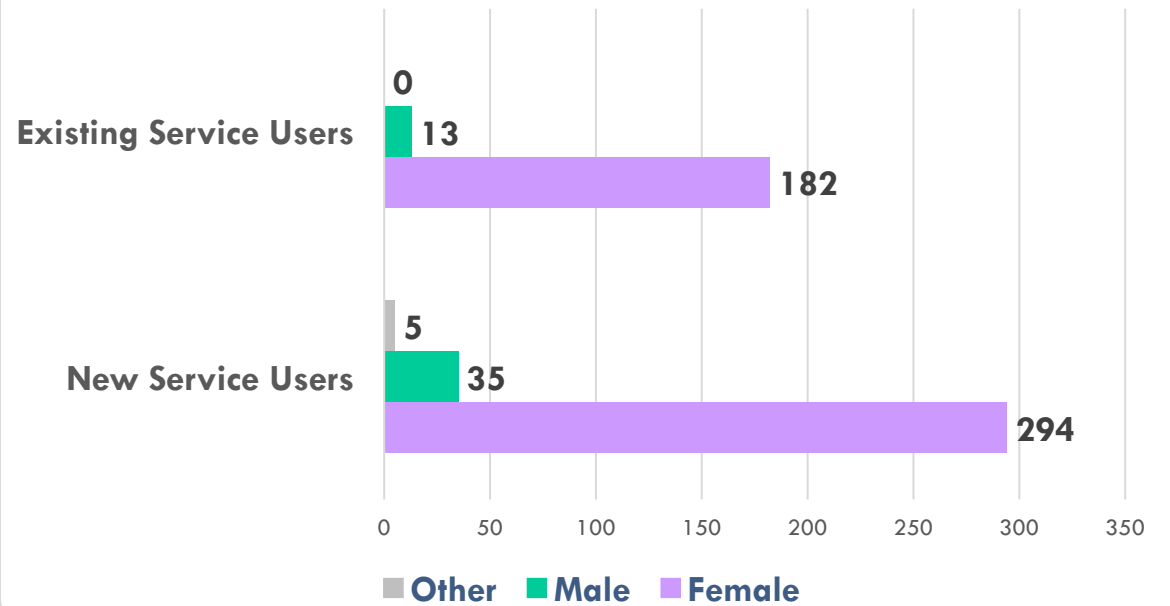
(c) A does not reasonably believe that B consents

How many victims and survivors (and their families) in Thurrock reached out for specialist sexual violence and sexual abuse support services

Number of Service Users - 503 Individuals
1 Apr 20 - 31 Mar 21

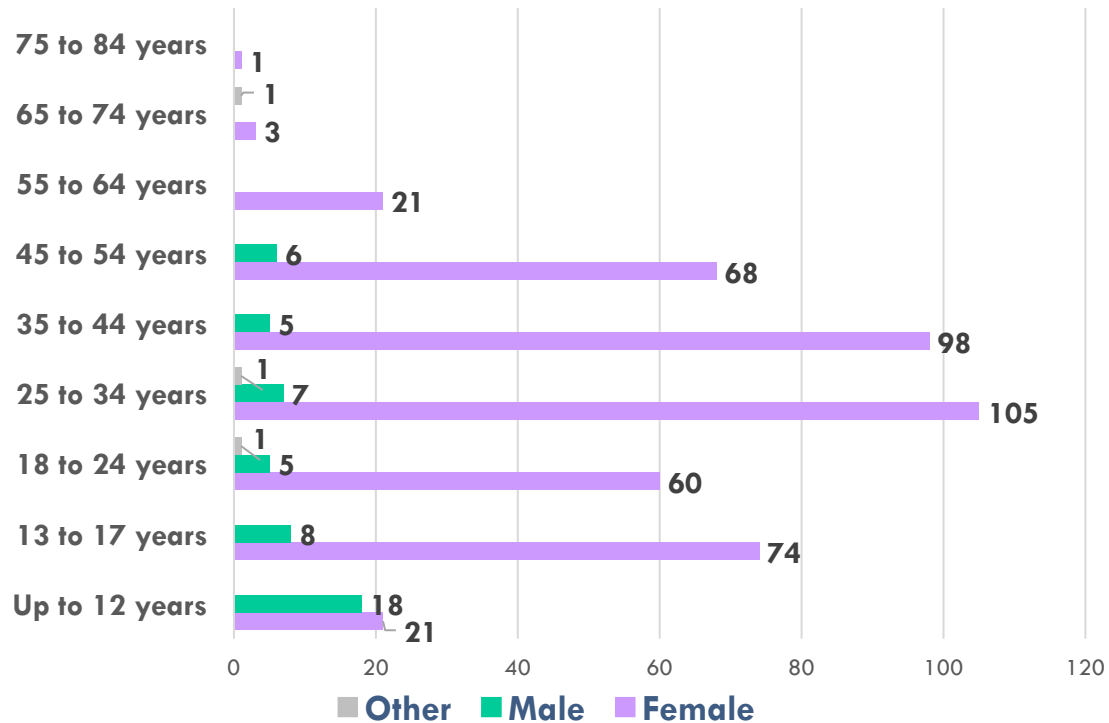


Number of Service Users - 529 Individuals
1 Apr 21 - 31 Mar 22

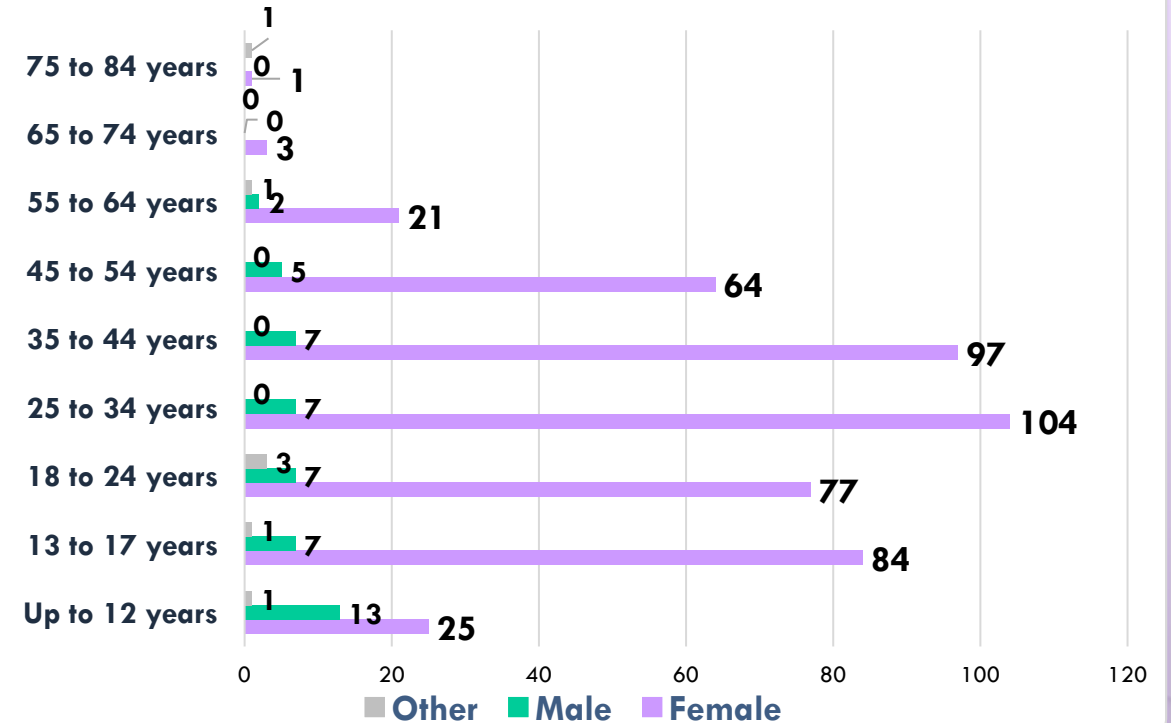


How old were they?

Age Range of Service Users - 1 Apr 20 - 31 Mar 21

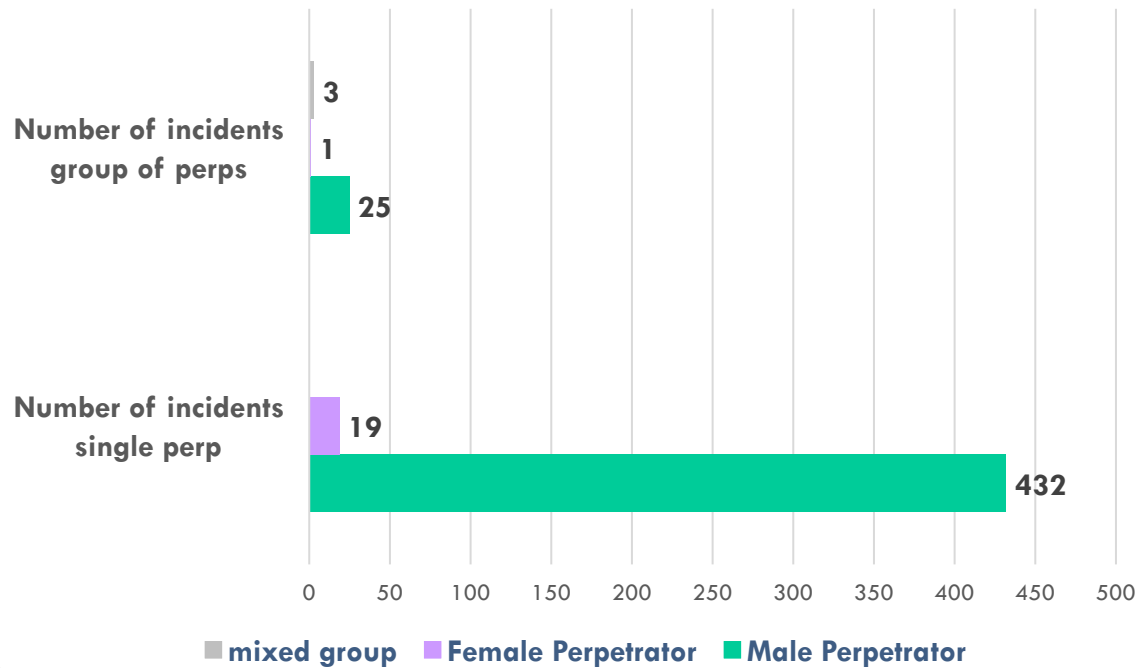


Age Range of Service Users - 1 Apr 21 - 31 Mar 22

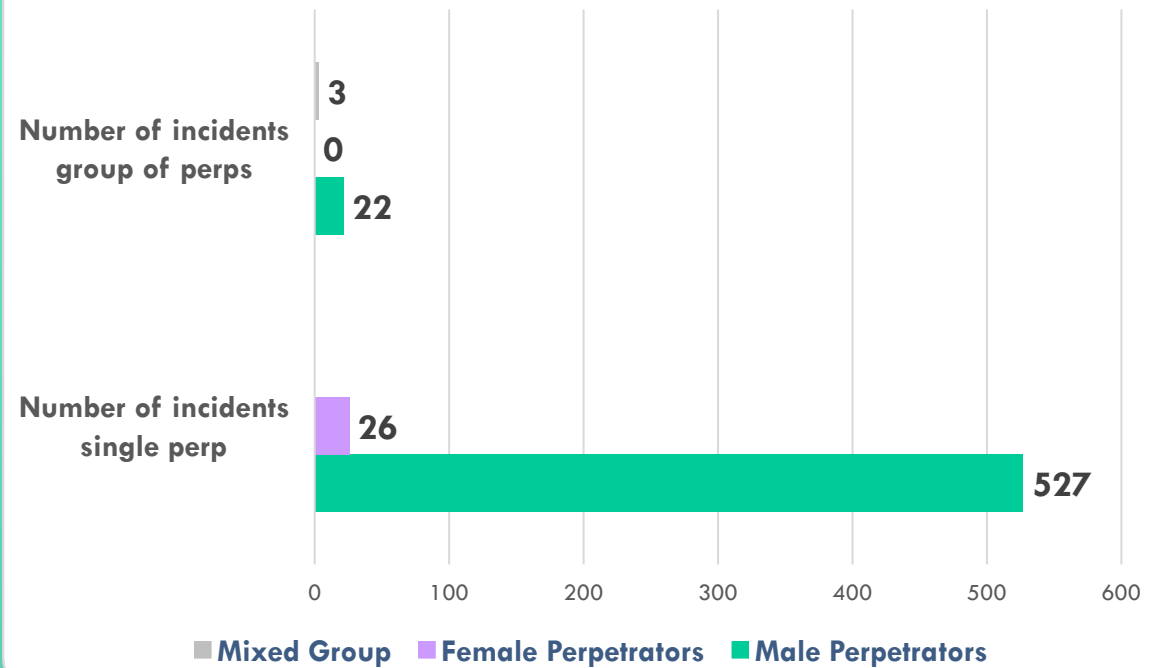


How many incidents were disclosed & did survivors chose to report to police?

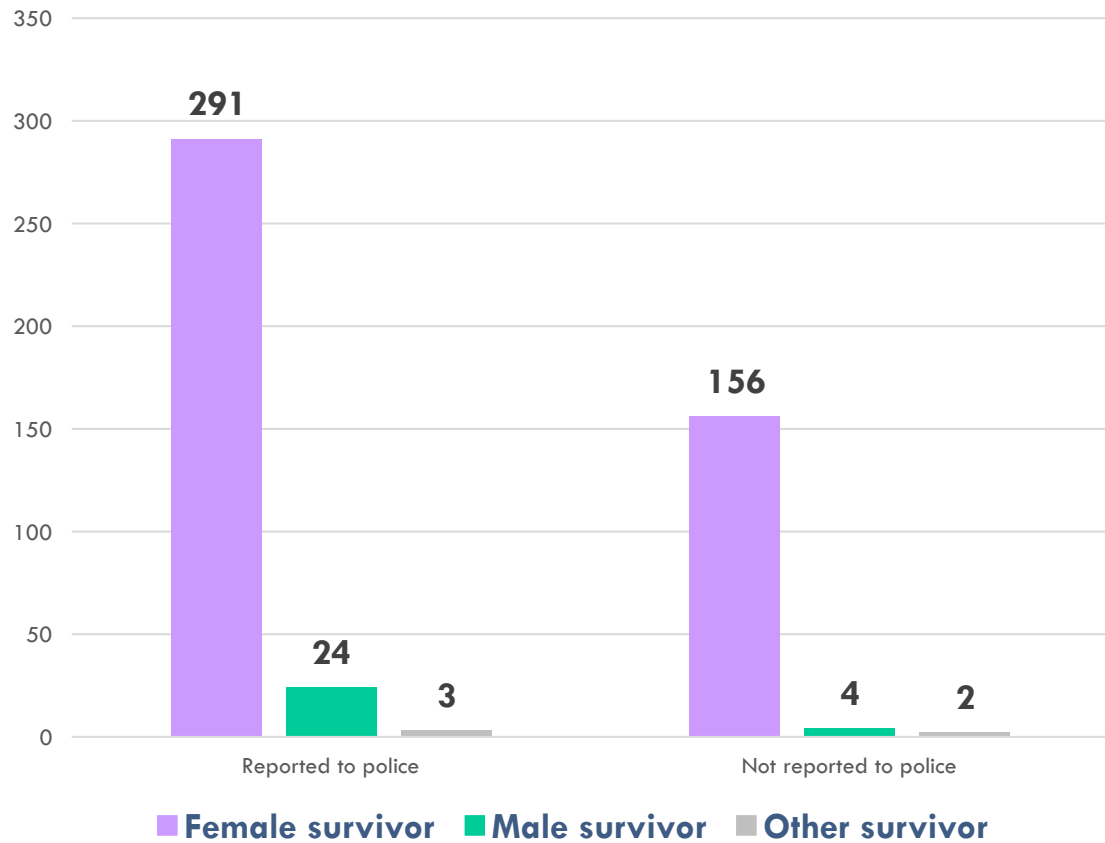
Number of incidents disclosed - 480
2020 -2021



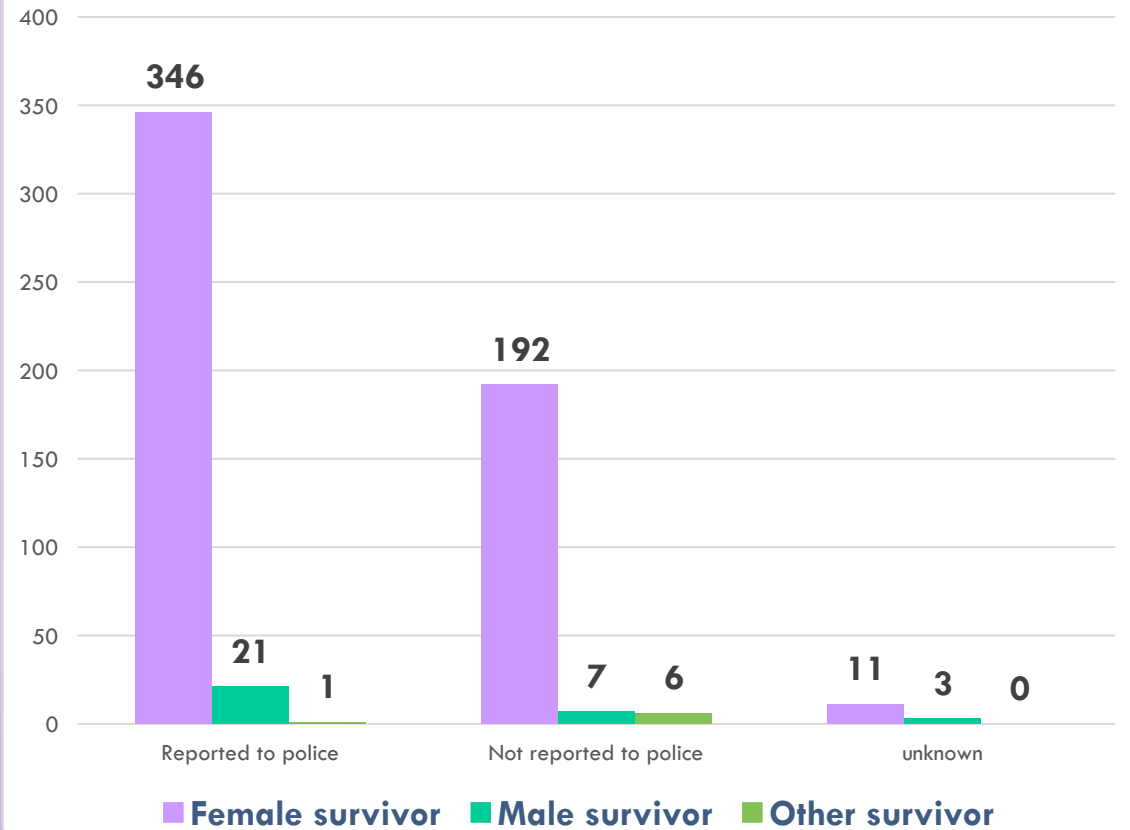
Number of incidents disclosed - 587
2021 -2022



**Incidents Reported and Not Reported to Police
2020 -2021**



**Incidents Reported and Not Reported to Police
2021 -2022**



As a comparison for the same period reports to **Essex Police** were:

Athena Records

Hour/Day	Mon	Tue	Wed	Thu	Fri	Sat	Sun	Total
00	0	1	4	1	0	1	2	9
01	1	0	1	0	7	0	0	9
02	0	1	1	2	0	1	0	5
03	0	0	0	0	1	2	0	3
04	0	0	1	0	0	0	0	1
05	1	0	1	4	1	0	1	8
06	0	0	0	1	1	0	0	2
07	0	1	1	0	0	0	0	2
08	2	0	4	1	1	0	1	9
09	4	3	5	2	2	0	0	16
10	3	2	5	4	3	3	2	22
11	2	9	6	3	3	1	0	24
12	5	3	3	4	3	5	7	30
13	1	5	0	6	5	5	3	25
14	5	10	6	5	11	2	1	40
15	7	4	10	6	1	2	5	35
16	6	3	3	5	6	3	3	29
17	1	6	4	11	1	4	0	27
18	3	5	1	8	7	1	3	28
19	2	0	2	2	1	2	2	11
20	3	2	3	6	6	0	3	23
21	2	2	1	4	6	1	1	17
22	1	3	3	1	0	3	6	17
23	1	1	1	2	1	1	2	9
Total	50	61	66	78	67	37	42	401

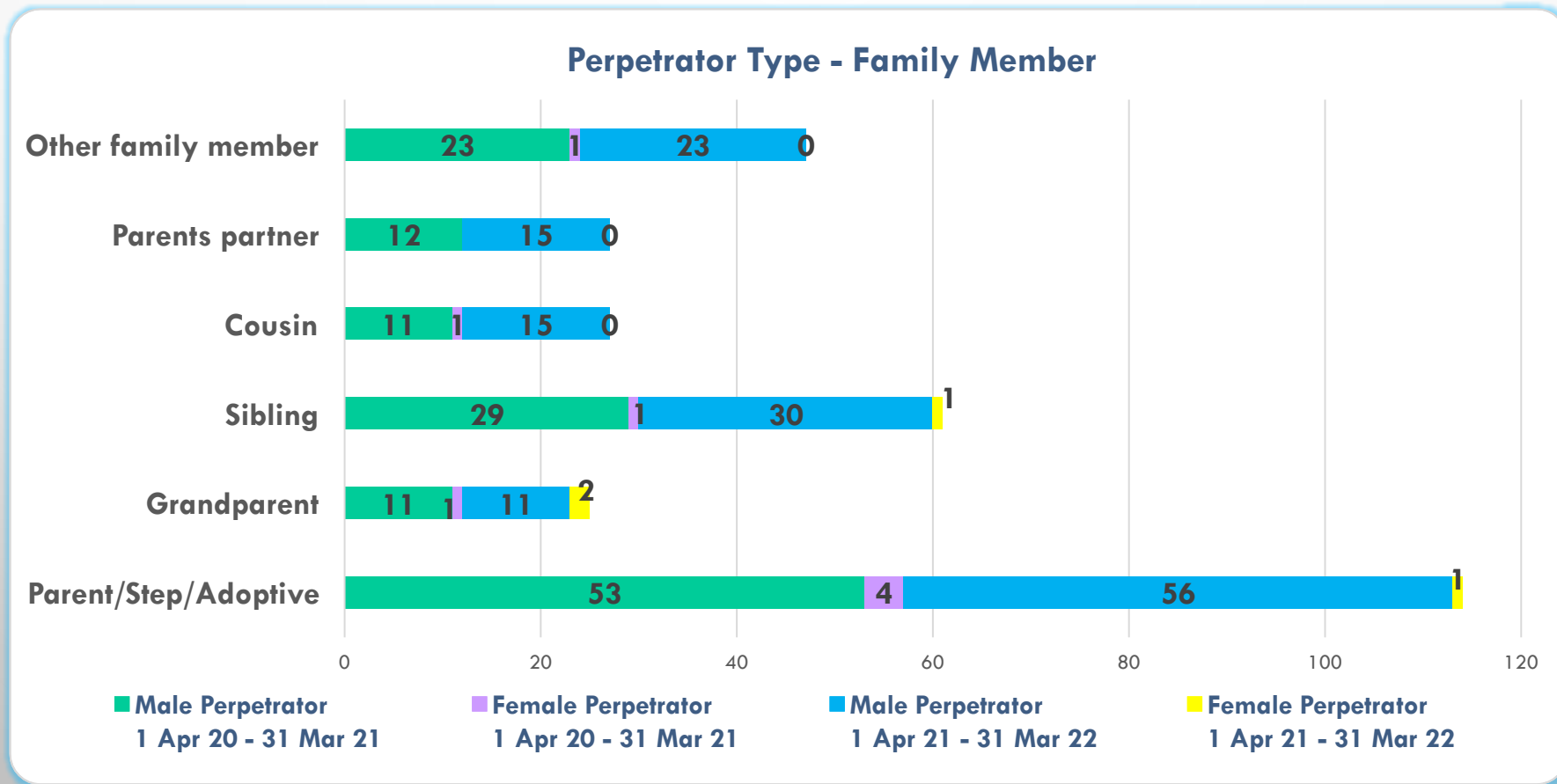
10 Top 10%
20 Top 11%-20%

Athena Records

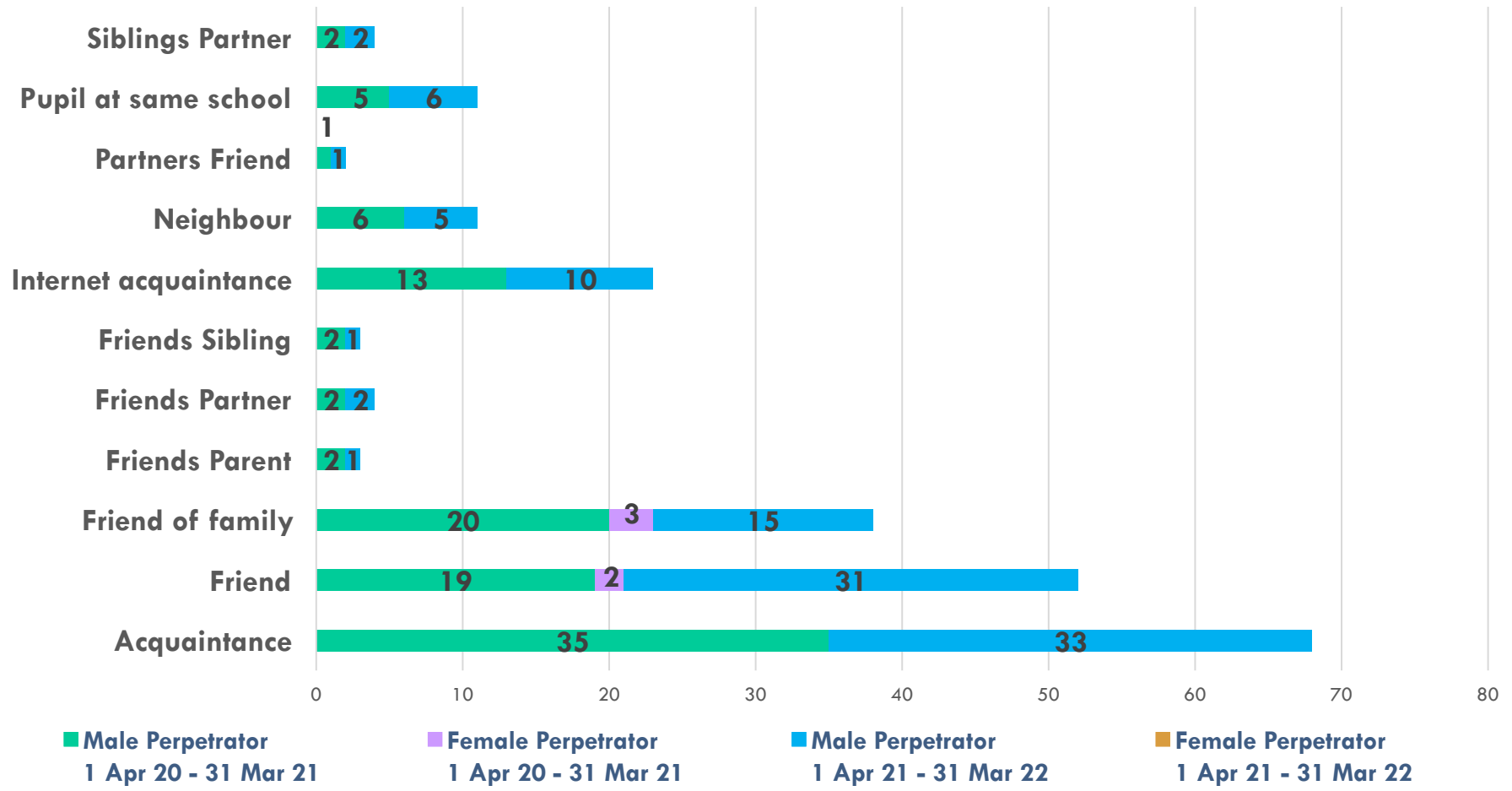
Hour/Day	Mon	Tue	Wed	Thu	Fri	Sat	Sun	Total
00	3	4	3	4	0	2	1	17
01	2	0	1	1	0	1	1	6
02	0	0	0	2	0	4	0	6
03	0	1	0	1	0	1	0	3
04	0	0	1	1	0	0	0	2
05	0	0	1	3	0	0	0	4
06	1	1	0	1	0	0	1	4
07	0	1	1	1	0	0	0	3
08	2	6	2	6	2	3	0	21
09	4	3	5	3	5	0	5	25
10	7	2	3	8	6	1	0	27
11	3	7	8	9	10	2	1	40
12	9	5	5	8	7	7	1	42
13	5	10	6	4	6	4	2	37
14	10	9	3	6	9	7	7	51
15	3	7	3	14	5	5	5	42
16	4	9	12	6	9	6	2	48
17	7	2	6	1	7	4	2	29
18	2	9	2	8	3	10	2	36
19	1	6	6	4	5	1	4	27
20	8	6	1	14	3	3	1	36
21	2	3	4	7	3	4	2	25
22	2	2	1	1	4	2	1	13
23	3	0	1	1	3	5	5	18
Total	78	93	75	114	87	72	43	562

10 Top 10%
20 Top 11%-20%

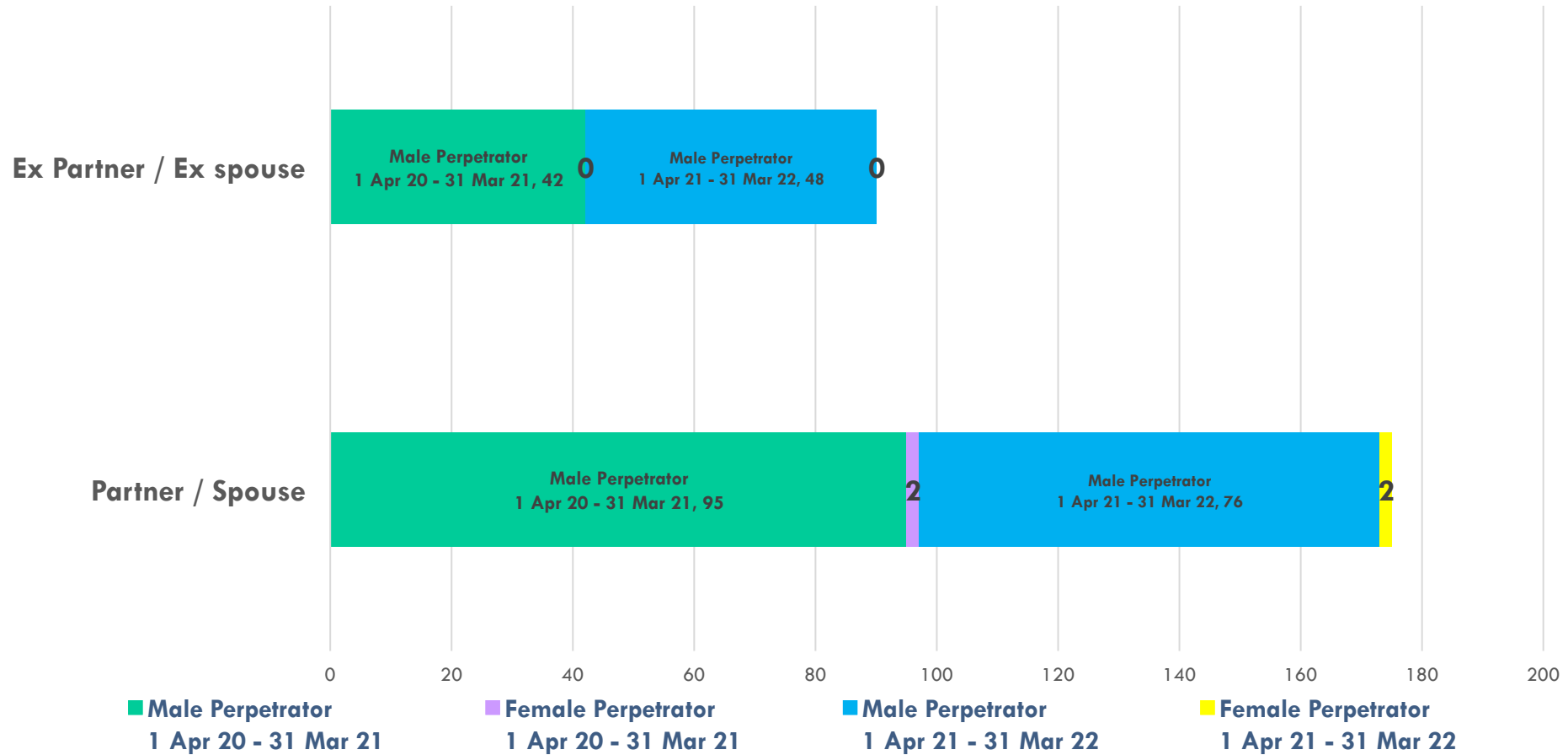
Who are the Perpetrators of Rape and Sexual Abuse against victims and survivors in Thurrock?



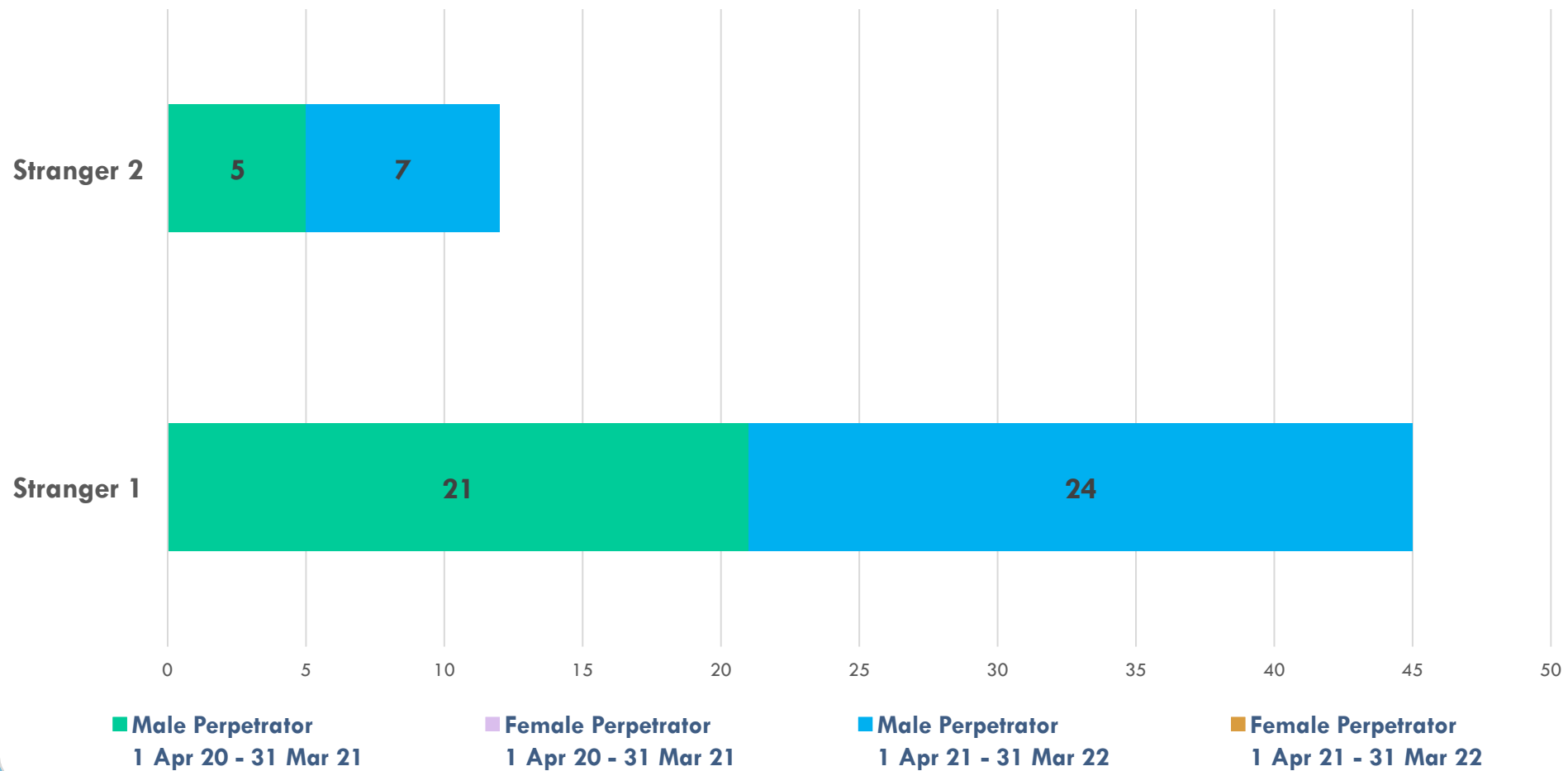
Perpetrator Type - Friend / Acquaintance



Perpetrator Type - Intimate Partner



Perpetrator Type - Stranger



Perpetrator Type - Person in a Position of Trust

